

**B** **E** **S** **T**

**Building**  
**Early**  
**Sentences**  
**Therapy**




4

Listen to Learn  
Homework Booklet




## Homework guide

These homework packs have been designed to support the language skills your child is learning during the BEST sessions by giving them **extra listening opportunities in a different setting**. There is one booklet for each of the 16 BEST sessions containing the same sentences used in the session. Try to spend **5-10 minutes each day** (or as often as you can!) going through the booklets with your child. You can scan the QR code at the bottom for a video showing what to do and follow the tips below. Make sure your child's teacher gives you a new homework booklet after each BEST session.



"Let's look at some pictures together!"

- Point to each picture in turn and leave a short gap to see if your child wants to describe the picture, **but don't ask them to describe it**.
- If your child describes the picture but misses out a word or uses an incorrect word **don't correct it**. Give praise for any attempts and then **say the correct sentence in full after your child has spoken. The most important thing is that your child hears the full sentence**.
- If your child says nothing **don't prompt them, just say the full sentence**.
- It is important that you **do not ask your child to repeat the sentence after you have spoken**.
- Your child does not have to be looking at you or at the pictures, as long as they can hear the sentence.



Child: "Girl sitting"  
Adult: "Yes! The girl is sitting."



# Set A — Laughing



The baby is laughing



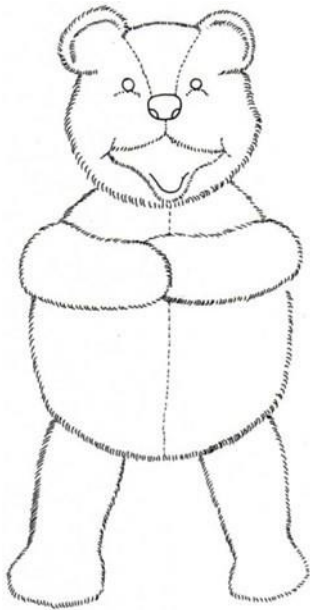
The woman is laughing



The boy is laughing



The girl is laughing



The teddy is laughing

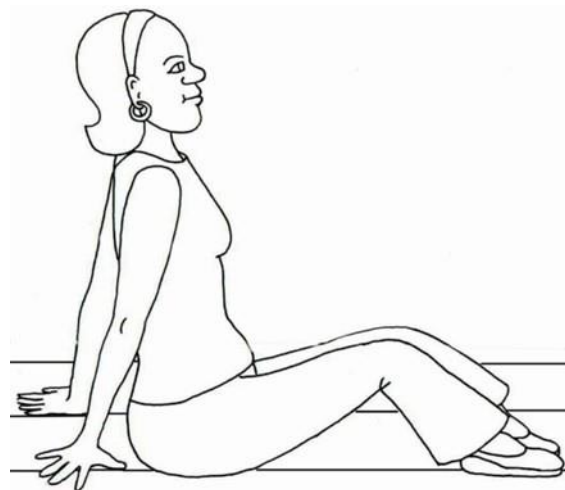


The man is laughing

## Set A — Sitting



The man is sitting




The woman is sitting



The boy is sitting



The girl is sitting




The teddy is sitting




The baby is sitting

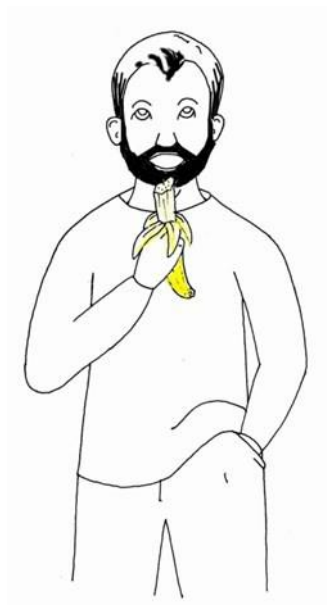
## Set C—Eating



The man is eating an apple




The man is eating an orange




The man is eating a banana



The man is eating a carrot

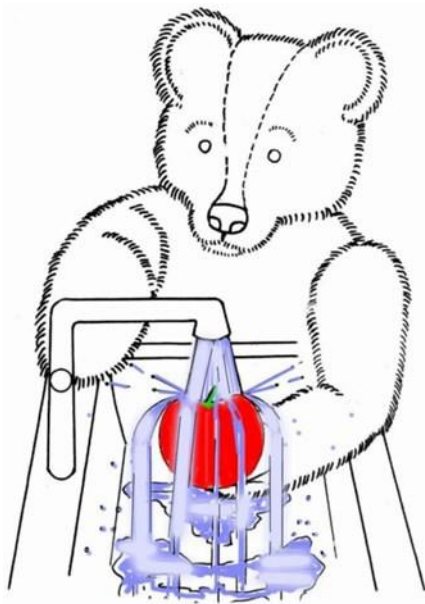


The man is eating an lolly

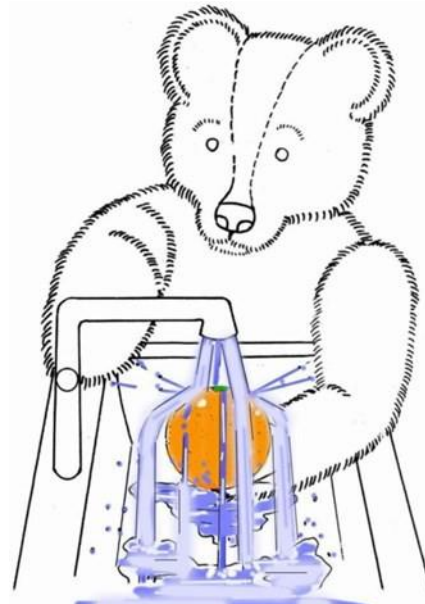


The teddy is eating a banana

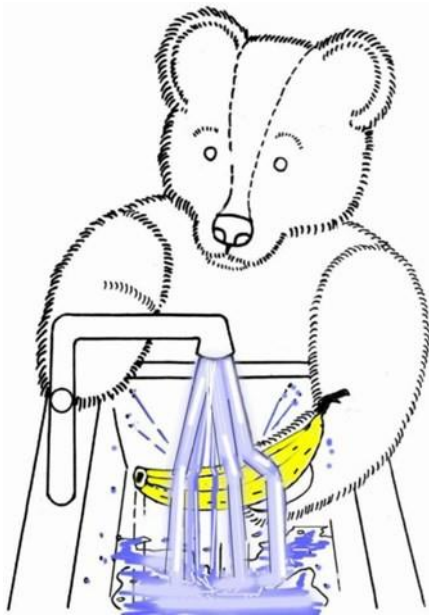
## Set B — Washing




The teddy is washing  
an apple



The teddy is washing  
an orange



The teddy is washing a  
banana



The teddy is washing a  
carrot



The teddy is washing a  
spoon



The teddy is washing a  
cup



## Set D — Riding



The boy is riding a cat



The boy is riding a horse



The boy is riding a bike



The baby is riding a bike

## Set D — Smelling



The baby is smelling  
an apple



The baby is smelling  
a flower



The baby is smelling  
an orange



The baby is smelling  
a banana



The baby is smelling  
a sock



The baby is smelling  
a carrot

# Well Done!

You looked and listened  
really well



Cut out this star and stick it on your track

It goes on number 4. It looks  
like this:

